

4 Position Banked Relay System

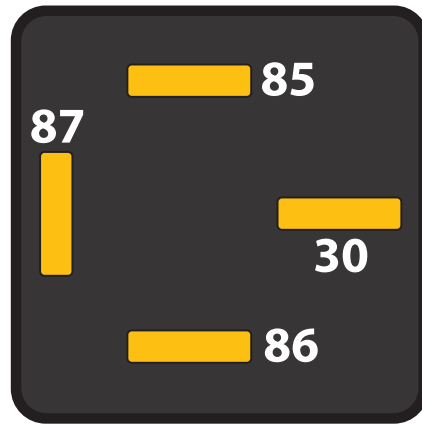
This kit uses four 40-amp relays to allow you to connect up to four high current circuits like cooling fans, fuel pumps or headlights. American Autowire makes wiring easy, and this kit is no exception. We have made this kit easy to hook up and manufactured it to our high-quality standards with many features that make it stand out from our competitor's products.

Here are some key features about this product and that separate it from other relay panel kits.

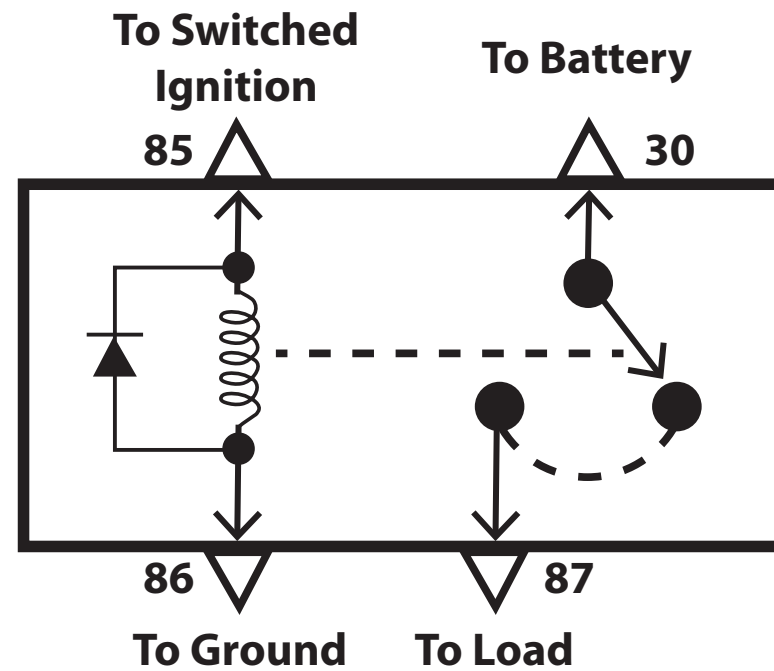
- The relay and fuse ID printing are color coordinated for easy identification and troubleshooting
- The power trigger wire and ground trigger wires are color coordinated with the relay and fuse color for easy identification and troubleshooting.
- Long 48" wire leads for each connection provide flexibility to mount in various locations.
- The relay panel contains a 6 gauge solid copper bus bar providing the power your circuits need.
- GXL polyethylene cross link wire with superior heat and abrasion resistance.
- Strong G10 composite base plate provides superior heat and electrical insulation.
- Optional American Autowire Rocker Switch Panels are available that plug directly into the relay panel.
- Five-star American Autowire Sales and Technical support available at 1-800-482-9473, Monday-Friday 8-5 Eastern.







What does a relay do?



- 30 - Main Input Power feed
- 85 - Switched Ignition Power Control
- 86 - Switched Ground Trigger Control
- 87 - Main Output Power Feed



Circuits identified by wire color in this kit

- 30  Solid 10 gauge RED
- 85  Solid 18 gauge (Wire color matches color of relay)
- 86  Striped 18 gauge (Wire stripe color matches color of relay)
- 87  Solid 12 gauge (Wire color matches color of relay)

A relay is an electromechanical switch that supplies high power or current needed by devices like cooling fans, halogen headlights and fuel pumps while it protects and isolates devices that can't handle high current like ignition switches, headlight switches and temperature switches.

The relays used in the American Autowire Banked Relay Systems have four connections or terminals at the relay.

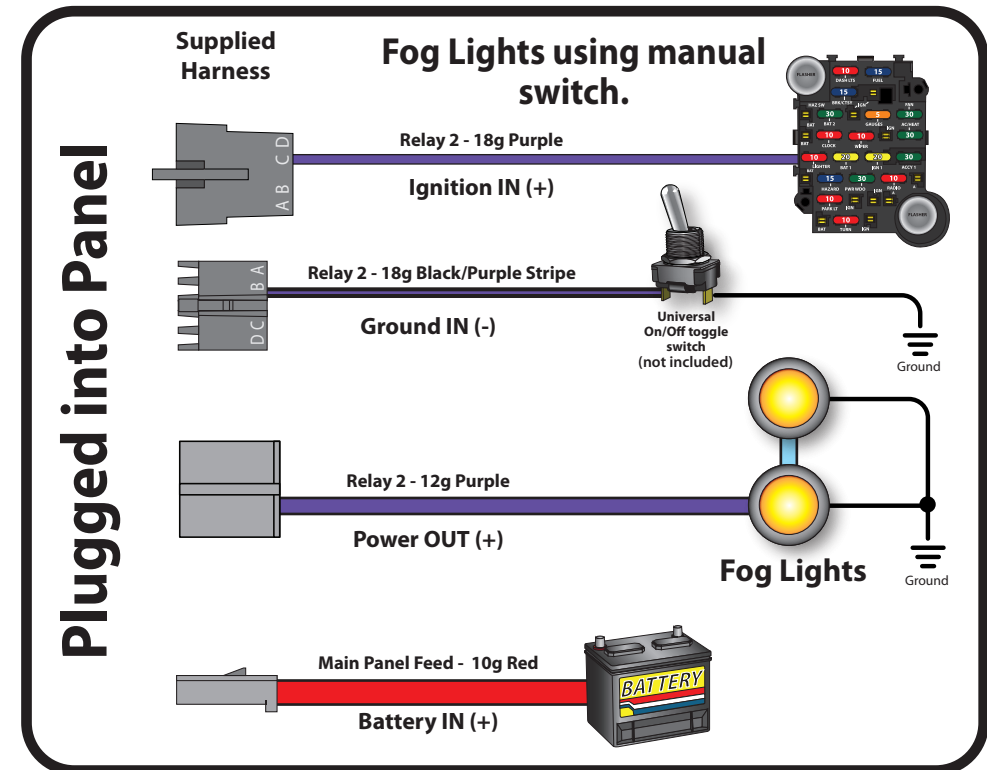
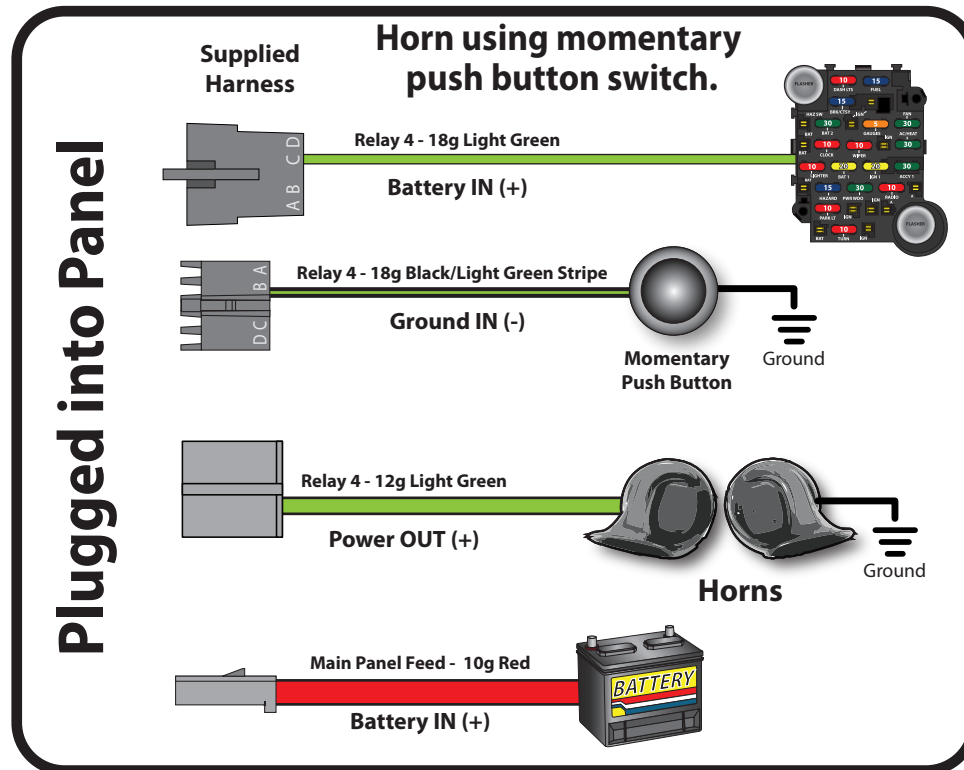
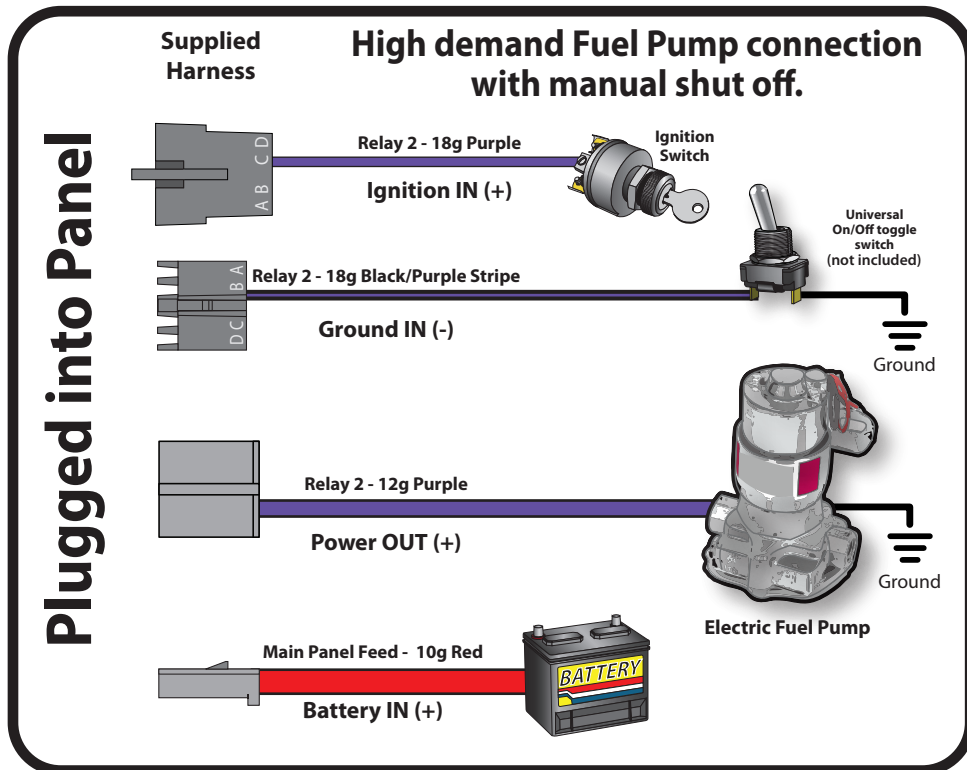
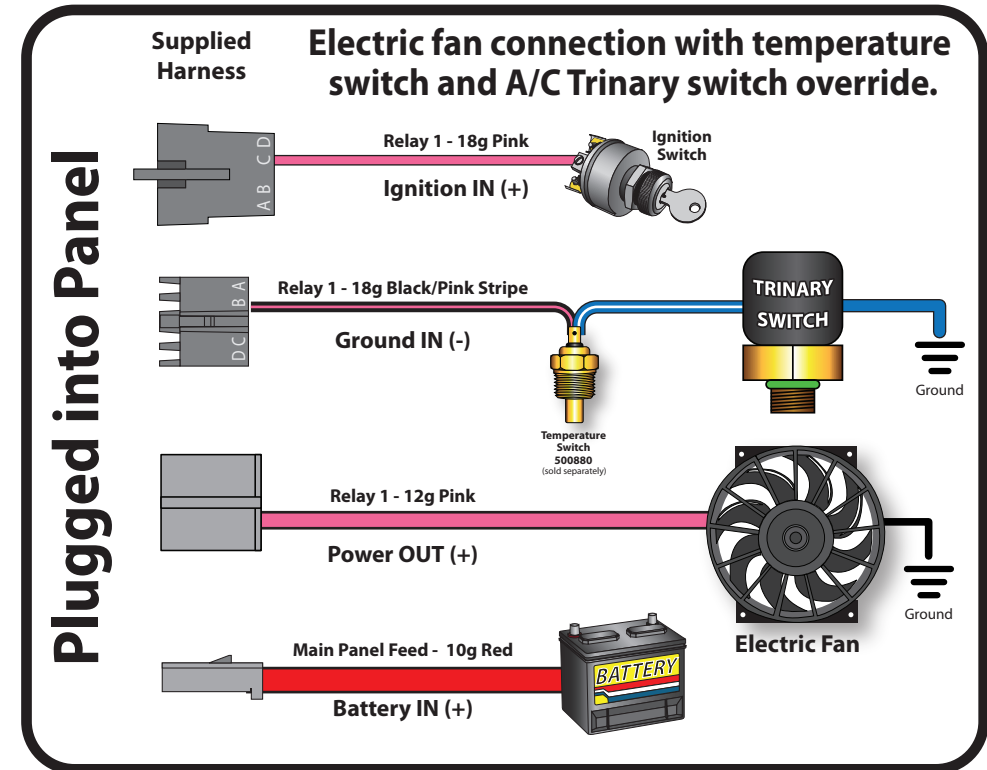
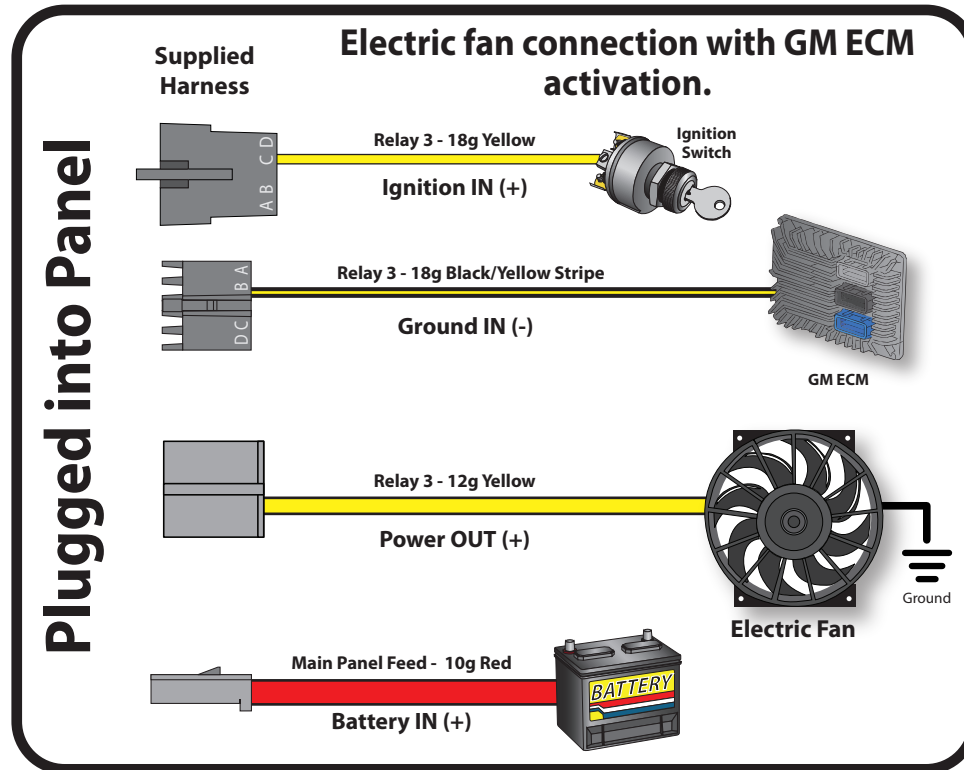
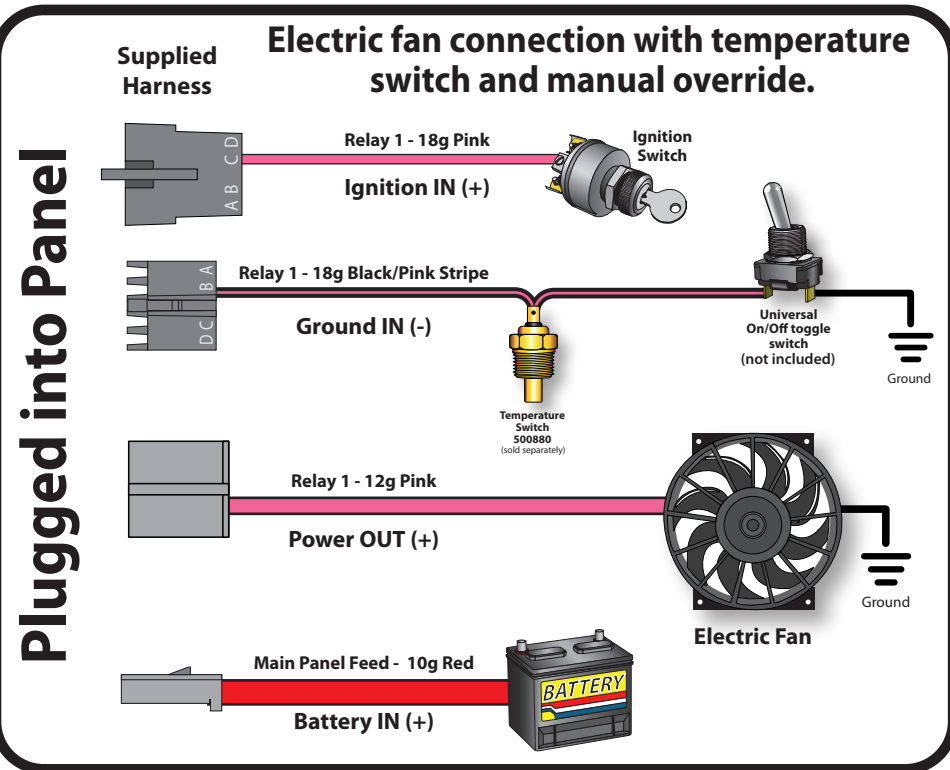
Terminal 30: Main input power feed: This circuit provides the high-power input side of the relay. This circuit provides the power to the relay to supply the high-power components or devices like a cooling fan, halogen headlight or pump. The 30 Amp fuse in the relay center protects this circuit and is generally connected directly to the battery.

Terminal 87: Main output power feed: This circuit is the high-power output of the relay and is connected to the switch contacts inside the relay. When the relay is energized power is available to feed the high-power components (cooling fans, fuel pump etc.) that are connected to this circuit.

Terminal 85: Switched or triggered ignition power control: This circuit is a switched or triggered circuit that provides power to the relay when a connected switched device like an ignition switch or headlight switch is turned on. This circuit generally only provides power to the relay when the ignition switch is in run or ignition position and has the effect of turning high power circuits off when the ignition switch is off to prevent battery drain. If the relay panel is connected to the American Autowire Rocker Switch Panel, power is applied to this circuit when the rocker switch is activated.

Terminal 86: Switched or triggered ground control: This circuit is a switched or triggered ground circuit and controls when the relay is activated when this circuit is connected to ground. Generally, this circuit is connected to a control switch (I.E. engine temperature switch, A/C pressure switch, fuel pump oil pressure cut off switch) that ultimately provides a ground to the relay and is used to control when the relay operates. In the case of a cooling fan, this circuit would be connected to a temperature switch or A/C switch that would close the circuit and apply ground to the relay when the engine temperature reaches a certain level or the A/C was turned on. A fuel pump circuit might have this circuit connected to an oil pressure switch to prevent operation with low engine oil pressure. This terminal can also be connected directly to ground or grounded toggle switch, and the relay will operate as soon as power applied to terminal 85.





Examples of Relay Usages

Relay Panel Connection using AAW Rocker Switch Panel

